


SILICONE GAP FILLER TGF-W-SI

soft, flexible



TGF-W-SI is an electrically insulating thermally conductive very high performance silicone gap filler. It is ideal for use in applications where a very good thermal transfer over large gaps caused e.g. by big tolerances or different stack up heights must be achieved. Due to the specific formulation and filling with ceramic particles the silicone elastomer has an outstandingly high thermal conductivity. Through its softness and flexibility the material perfectly mates to irregular surfaces thus filling gaps at low pressure. By its use the total thermal resistance is minimised. The natural tackiness of the material allows for an easy and reliable pre-assembly.



Release 04 / 2016
Release 10 / 2014

PROPERTIES

- Soft and compliant
- Thermal conductivity: 6.0 W/mK
- Operates at low pressures
- Extraordinary chemical resistance and long-term stability
- Shock absorbing
- Two-side self-tacky

AVAILABILITY

- Sheet 420 x 210 mm
- Tacky on both sides (TGF-WXXX-SI)
- Die cut parts
- Kiss cut parts on sheet

APPLICATION EXAMPLES

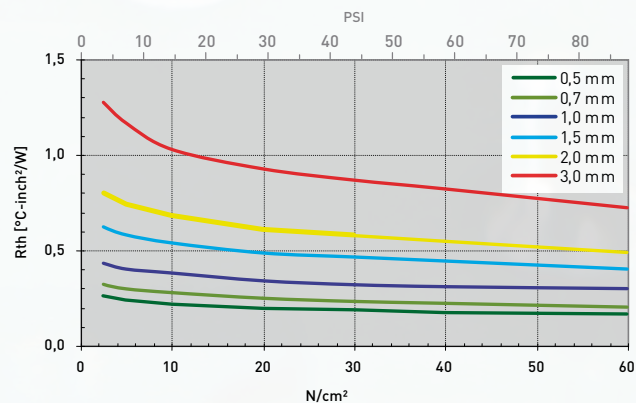
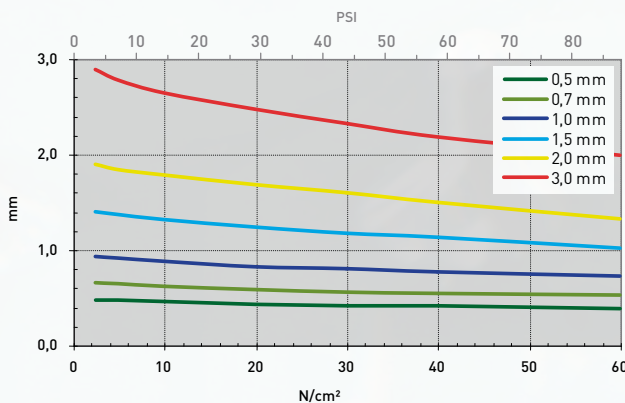
- Thermal link of:
- SMD packages
 - Through-hole vias
 - Capacitors
 - Electronic parts to heat pipes
- For use in Automotive applications / Laptops / Medicine engineering / Industrial PCs

Property	Unit	TGF-W0500-SI	TGF-W1000-SI	TGF-W2000-SI	TGF-W3000-SI
Material		Ceramic filled silicone	Ceramic filled silicone	Ceramic filled silicone	Ceramic filled silicone
Colour		Grey	Grey	Grey	Grey
Thickness	mm	0.5	1.0	2.0	3.0
Hardness	Shore 00	60	60	60	60
UL Flammability (Equivalent)	UL 94	V0	V0	V0	V0
RoHS Conformity	2011 / 65 / EU	Yes	Yes	Yes	Yes
Thermal					
Resistance ¹ @ 60 PSI @ Thickness	°C-inch ² /W (mm)	0.16 [0.43]	0.29 [0.78]	0.54 [1.51]	0.81 [2.19]
Resistance ¹ @ 30 PSI @ Thickness	°C-inch ² /W (mm)	0.18 [0.45]	0.32 [0.84]	0.60 [1.69]	0.92 [2.48]
Resistance ¹ @ 10 PSI @ Thickness	°C-inch ² /W (mm)	0.21 [0.48]	0.38 [0.91]	0.71 [1.83]	1.11 [2.73]
Thermal Conductivity	W/mK	6.0	6.0	6.0	6.0
Operating Temperature Range	°C	- 40 to + 150	- 40 to + 150	- 40 to + 150	- 40 to + 150
Electrically					
Dielectric Strength	kV / mm	>10	>10	>10	> 10
Volume Resistivity	Ohm - cm	> 1.0 x 10 ¹²	> 1.0 x 10 ¹²	> 1.0 x 10 ¹²	> 1.0 x 10 ¹²

Test Methods: ¹ASTM D 5470. All data without warranty and subject to change. Please contact us for further data and information.

Thicknesses: 0.5 mm / 1.0 mm / 1.5 mm / 2.0 mm / 2.5 mm / 3.0 mm

mm vs. N/cm² (PSI) / R_{th} vs. N/cm² (PSI)



All technical data and information are without warranty and believed to be reliable and accurate. Since the products are not provided to conform with mutually agreed specifications and their use and processing are unknown we cannot guarantee results, freedom from patent infringement, or their suitability for any application. Product testing by the applicant is recommended. We reserve the right of changes.