


SILICONE GAP FILLER TGF-WSS-SI

very soft, flexible

TGF-WSS-SI is an electrically insulating thermally conductive high performance silicone gap filler. It is ideal for use in applications where thermal transfer over large gaps caused e.g. by big tolerances or different stack up heights must be achieved. Due to the specific formulation and filling with ceramic particles the silicone elastomer has an extremely high thermal conductivity. Through its high softness and flexibility the material perfectly mates to irregular surfaces thus filling gaps at very low pressure. By its use the total thermal resistance is minimised. The natural tackiness of the material allows for an easy and reliable pre-assembly.



Release 04 / 2016

PROPERTIES

- Very soft and compliant
- Thermal conductivity: 5.5 W/mK
- Operates at very low pressure
- Extraordinary chemical resistance and long-term stability
- Shock absorbing
- Easy mounting through self tackiness
- One or two-side self-tacky

AVAILABILITY

- Sheet 460 x 100 mm
- Tacky on both sides (TGF-WSSXXX-SI)
- Tacky on one side (TGF-WSSXXX-SI-A1)
- Die cut parts
- Kiss cut parts on sheet

APPLICATION EXAMPLES

Thermal link of:

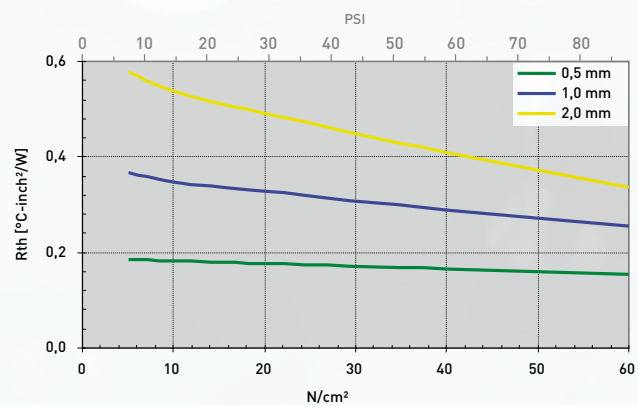
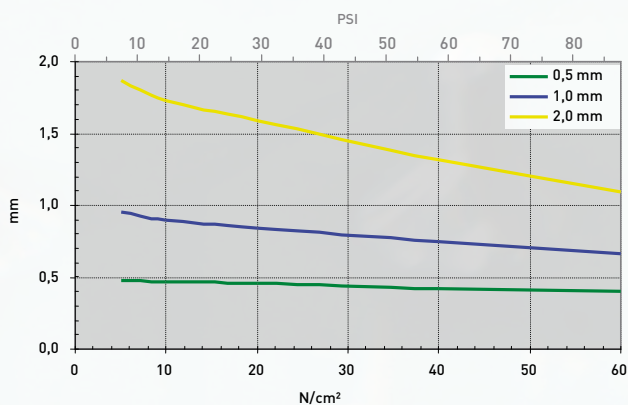
- SMD packages
 - Through-hole vias
 - RDRAMs memory modules
 - Flip Chips, DSPs, BGAs, PPGAs
- For use in Automotive applications / Laptops / Medicine engineering / Embedded boards

Property	Unit	TGF-WSS0500-SI	TGF-WSS1000-SI	TGF-WSS2000-SI
Material		Ceramic filled silicone	Ceramic filled silicone	Ceramic filled silicone
Colour		Grey	Grey	Grey
Thickness	mm	0.5	1.0	2.0
Hardness	Shore 00	55	55	55
UL Flammability (Equivalent)	UL 94	V0	V0	V0
RoHS Conformity	2011 / 65 / EU	Yes	Yes	Yes
Thermal				
Resistance ¹ @ 60 PSI @ Thickness	°C-inch ² /W (mm)	0.16 (0.41)	0.30 (0.75)	0.41 (1.32)
Resistance ¹ @ 30 PSI @ Thickness	°C-inch ² /W (mm)	0.18 (0.46)	0.32 (0.85)	0.49 (1.59)
Resistance ¹ @ 10 PSI @ Thickness	°C-inch ² /W (mm)	0.19 (0.48)	0.36 (0.93)	0.56 (1.80)
Thermal Conductivity	W/mK	5.5	5.5	5.5
Operating Temperature Range	°C	- 60 to + 180	- 60 to + 180	- 60 to + 180
Electrical				
Dielectric Strength	kV / mm	10	10	10
Volume Resistivity	Ohm - cm	1.0 x 10 ¹³	1.0 x 10 ¹³	1.0 x 10 ¹³

Test Methods: ¹ASTM D 5470. All data without warranty and subject to change. Please contact us for further data and information.

Thicknesses: 0.5 mm / 1.0 mm / 2.0 mm

mm vs. N/cm² (PSI) / R_{th} vs. N/cm² (PSI)



All technical data and information are without warranty and believed to be reliable and accurate. Since the products are not provided to conform with mutually agreed specifications and their use and processing are unknown we cannot guarantee results, freedom from patent infringement, or their suitability for any application. Product testing by the applicant is recommended. We reserve the right of changes.