


# SILICONE-FREE GAP FILLER TAG-T-AC



Acrylate adhesive, thermally conductive

TAG-T-AC is a thermally conductive electrically insulating acrylate PSA tape. Through the thermally conductive adhesive the thermal contact is highly improved even at low pressures. Convex and concave surface structures and stack up tolerances are effectively compensated. Materials with different expansion coefficients can easily be bonded. Thus the total thermal resistance is minimised. The tape works well for realizing an effective and cost efficient thermal coupling in a broad field of applications. Above all it is used in applications having little space only and where the permitted weight is limited. Its wide thickness range allows for the use as gap filler.



Release 03 / 2020

### PROPERTIES

- Low thermal resistance
- Thermal conductivity: 3.0 W/mK
- Use as gap filler due to wide thickness range
- Silicone-free
- Neither mixing of components nor curing processes

### AVAILABILITY

- Sheet
- TAG-TXXXX-AC
- Shaped parts
- Optional soft type TAG-TXSXXX-AC

### APPLICATION EXAMPLES

- Thermal link of:
- LEDs
  - CPUs
  - RDRAM memory modules
  - Flip Chips, DSPs, BGAs, PPGAs
  - MOSFETs to heat sinks
- For use in Power supplies / PCs / Telecom engineering / Automotive applications / LED arrays

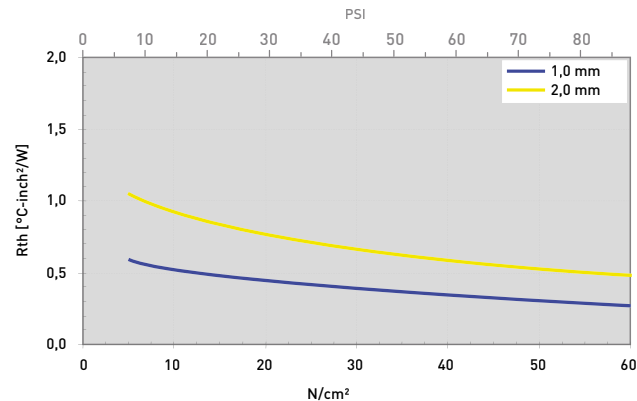
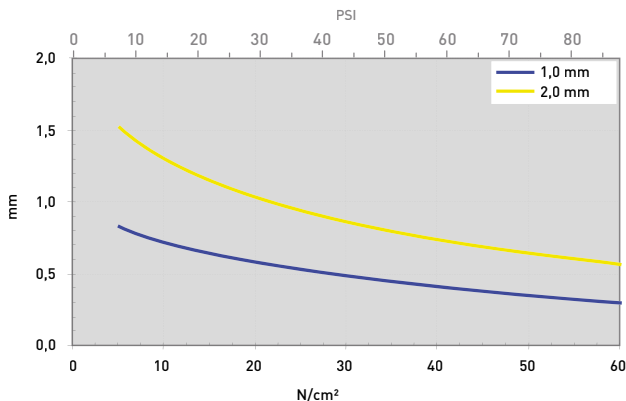
Technical Data Sheet

PROPERTY	UNIT	TAG-T1000-AC	TAG-T2000-AC
<b>MATERIAL</b>			
Colour		White	White
Tape Thickness	mm	1.0	2.0
Liner Thickness <sup>1</sup> : Dual liner (Base / Top) or Single liner	mm	0.05 / 0.05	0.05 / 0.05
Peel Off Strength (@ RT, Aluminum) <sup>2</sup>	N/cm	5.9	5.9
UL Flammability (Equivalent)	UL 94	V0	V0
RoHS Conformity	2015 / 863 / EU	Yes	Yes
<b>THERMAL</b>			
Resistance <sup>3</sup> @ 60 PSI @ Thickness	°C-inch <sup>2</sup> /W (mm)	0.34 (0.41)	0.60 (0.75)
Resistance <sup>3</sup> @ 30 PSI @ Thickness	°C-inch <sup>2</sup> /W (mm)	0.45 (0.58)	0.78 (1.03)
Resistance <sup>3</sup> @ 10 PSI @ Thickness	°C-inch <sup>2</sup> /W (mm)	0.56 (0.77)	1.00 (1.43)
Thermal Conductivity	W/mK	2.5 <sup>3</sup> / 3.0 <sup>4</sup>	2.5 <sup>3</sup> / 3.0 <sup>4</sup>
Operating Temperature Range	°C	- 40 to + 130	- 40 to + 130
<b>ELECTRICAL</b>			
Breakdown Voltage <sup>5</sup>	kV AC	> 5.5	> 5.5

<sup>1</sup> Liner: Dual liner: BOPET bottom release liner (0.05 mm, transparent, siliconized) + LDPE top release liner (0.05 mm, white, siliconized) / Single liner: PE liner (0.14 mm, red).  
 Test Methods: <sup>2</sup> ASTM D 3330, <sup>3</sup> ASTM D 5470, <sup>4</sup> MTPS, <sup>5</sup> ASTM D 149. All data without warranty and subject to change. Please contact us for further data and information.

Thicknesses: 1.0 mm / 2.0 mm

mm vs. N/cm<sup>2</sup> (PSI) / Rth vs. N/cm<sup>2</sup> (PSI)



All technical data and information are without warranty and believed to be reliable and accurate, corresponding to the latest state of the art. Since the products are not provided to conform with mutually agreed specifications and their use and processing are unknown we cannot guarantee results, freedom from patent infringement, or their suitability for any application. Product testing by the applicant is recommended. We reserve the right of changes.