


SILICONE GAP FILLER PAD TGF-BXS-SI

ultra soft, flexible



TGF-BXS-SI is an electrically insulating thermally conductive silicone gap filler. It is ideal for use in applications where thermal transfer over large gaps caused e.g. by big tolerances or different stack up heights must be achieved. Due to the specific formulation and filling with ceramic particles the silicone elastomer has a good thermal conductivity. Through its ultra softness and flexibility the material perfectly mates to irregular surfaces thus filling gaps at minimum pressure. By its use the total thermal resistance is minimised. The natural tackiness of the material allows for an easy and reliable pre-assembly. The optional PSA on one side provides for a strong adhesiveness.



Release 02 / 2021

PROPERTIES

- Ultra soft and compliant
- Thermal conductivity: 1.2 W/mK
- Operates at minimum pressure
- Extraordinary chemical resistance and longterm stability
- Shock-absorbing
- Easy mounting through self tackiness
- Two-side tacky or one-side adhesive

AVAILABILITY

- Sheet 200 x 400 mm
- Tacky on both sides (TGF-BXSXXX-SI)
- PSA adhesive on one side (TGF-BXSXXX-SI-A1)
- Die cut parts
- Kiss cut parts on sheet

APPLICATION EXAMPLES

- Thermal link of:
- SMD packages
 - Through-hole vias
 - Capacitors
 - Electronic parts to heat pipes
- For use in Automotive applications / Laptops / Medicine engineering / Industrial PCs

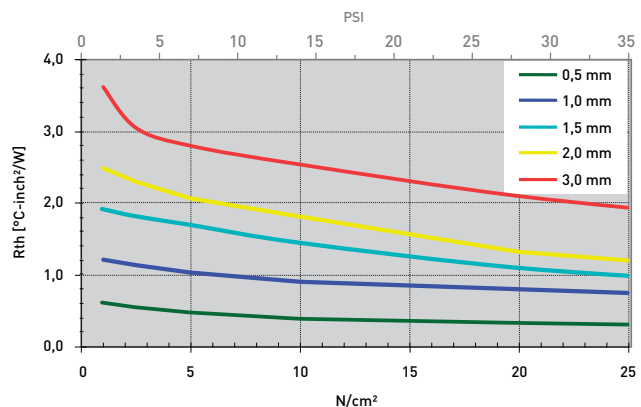
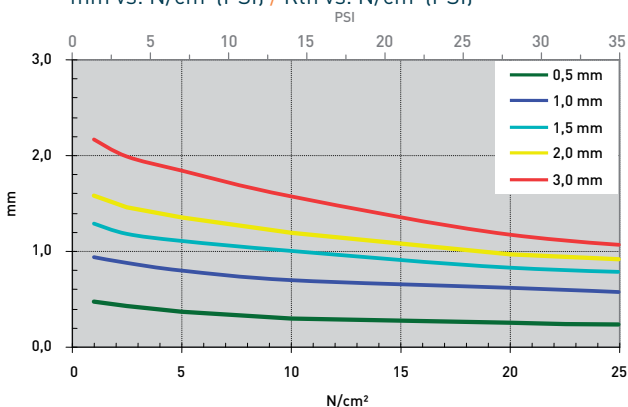
Technical Data Sheet

PROPERTY	UNIT	TGF-BXS0500-SI	TGF-BXS1000-SI	TGF-BXS1500-SI	TGF-BXS2000-SI	TGF-BXS3000-SI
MATERIAL						
MATERIAL		Ceramic filled silicone	Ceramic filled silicone	Ceramic filled silicone	Ceramic filled silicone	Ceramic filled silicone
Colour		Pink	Pink	Pink	Pink	Pink
Thickness	mm	0.5 ±0.10	1.0 ±0.10	1.5 ±0.15	2.0 ±0.20	3.0 ±0.30
Hardness	Shore 00	30	30	30	30	30
Density	g/cm³	2.3	2.3	2.3	2.3	2.3
UL Flammability	UL 94	VO	VO	VO	VO	VO
RoHS Conformity	2015 / 863 / EU	Yes	Yes	Yes	Yes	Yes
THERMAL						
Resistance¹ @ 35 PSI @ Thickness	°C-inch²/W (mm)	0.31 (0.24)	0.75 (0.58)	1.00 (0.80)	1.20 (0.92)	1.95 (1.09)
Resistance¹ @ 15 PSI @ Thickness	°C-inch²/W (mm)	0.39 (0.30)	0.90 (0.70)	1.45 (1.01)	1.81 (1.19)	2.54 (1.57)
Resistance¹ @ 7 PSI @ Thickness	°C-inch²/W (mm)	0.48 (0.37)	1.03 (0.80)	1.70 (1.11)	2.07 (1.35)	2.80 (1.84)
Thermal Conductivity¹	W/mK	1.2	1.2	1.2	1.2	1.2
Operating Temperature Range	°C	-40 to +150	-40 to +150	-40 to +150	-40 to +150	-40 to +150
ELECTRIC						
Dielectric Strength	kV / mm	> 6.5	> 6.5	> 6.5	> 6.5	> 6.5
Volume Resistivity	Ohm - cm	3.5 x 10¹²	3.5 x 10¹²	3.5 x 10¹²	3.5 x 10¹²	3.5 x 10¹²
Dielectric Constant	@ 1 MHz	3.87	3.87	3.87	3.87	3.87

Measurement technique according to: 'ASTM D 5470. All data without warranty and subject to change. Please contact us for further data and information.

Thicknesses: 0.5 mm / 1.0 mm / 1.5 mm / 2.0 mm / 2.5 mm / 3.0 mm / 3.5 mm / 4.0 mm / 4.5 mm / 5.0 mm / .. 12.0 mm

mm vs. N/cm² (PSI) / Rth vs. N/cm² (PSI)



All technical data and information are without warranty and believed to be reliable and accurate, corresponding to the latest state of the art. Since the products are not provided to conform with mutually agreed specifications and their use and processing are unknown we cannot guarantee results, freedom from patent infringement, or their suitability for any application. Product testing by the applicant is recommended. We reserve the right of changes.