


SILICONE GAP FILLER TGF-C-SI

soft, flexible

TGF-C-SI is an electrically insulating thermally conductive silicone gap filler. It is ideal for use in applications where thermal transfer over large gaps caused e.g. by big tolerances or different stack up heights must be achieved. Due to the specific formulation and filling with ceramic particles the silicone elastomer has a good thermal conductivity. Through its softness and flexibility the material perfectly mates to irregular surfaces thus filling gaps at low pressure. By its use the total thermal resistance is minimised.



Release 11 / 2018

PROPERTIES

- Soft and compliant
- Thermal conductivity: 1.5 W/mK
- Operates at low pressure
- Extraordinary chemical resistance and longterm stability
- Shock-absorbing

AVAILABILITY

- Sheet 305 x 305 mm (0.5 to 4.0 mm)
- Sheet 250 x 250 mm (> 4.0 mm) (TGF-CXXXX-SI)
- Die cut parts
- Kiss cut parts on sheet

APPLICATION EXAMPLES

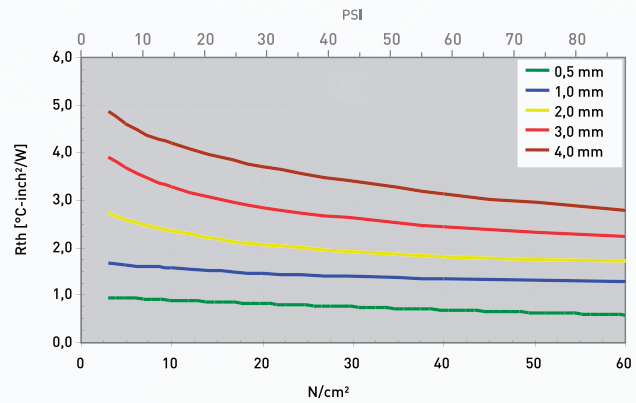
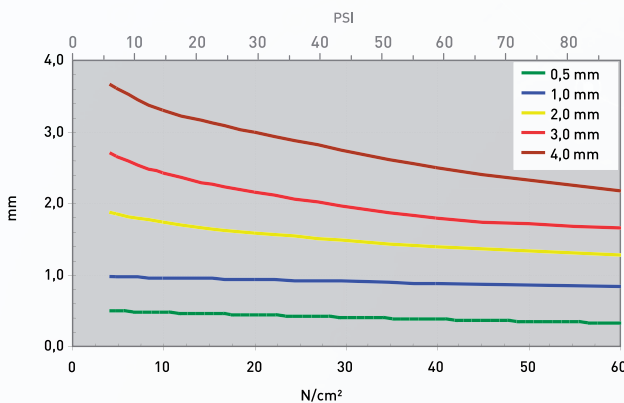
- Thermal link of:
- SMD packages
 - Through-hole vias
 - Capacitors
 - Electronic parts to heat pipes
- For use in Automotive applications
/ Laptops / Medicine engineering
/ Industrial PCs

Property	Unit	TGF-C0500-SI	TGF-C1000-SI	TGF-C2000-SI	TGF-C3000-SI
Material		Ceramic filled silicone	Ceramic filled silicone	Ceramic filled silicone	Ceramic filled silicone
Colour		Pink	Pink	Pink	Pink
Thickness	mm	0.5	1.0	2.0	3.0
Hardness	Shore 00	65	65	65	65
UL Flammability	UL 94	V0	V0	V0	V0
RoHS Conformity	2011 / 65 / EU	Yes	Yes	Yes	Yes
Thermal					
Resistance ¹ @ 60 PSI @ Thickness	°C-inch ² /W (mm)	0,71 (0.37)	1.38 (0.87)	1.82 (1.38)	2.45 (1.79)
Resistance ¹ @ 30 PSI @ Thickness	°C-inch ² /W (mm)	0.83 (0.43)	1.50 (0.94)	2.08 (1.57)	2.87 (2.15)
Resistance ¹ @ 10 PSI @ Thickness	°C-inch ² /W (mm)	0.97 (0.49)	1.64 (0.96)	2.50 (1.80)	3.54 (2.55)
Thermal Conductivity	W/mK	1.5	1.5	1.5	1.5
Operating Temperature Range	°C	- 50 to + 150	- 50 to + 150	- 50 to + 150	- 50 to + 150
Electric					
Dielectric Strength	kV / mm	9.0	9.0	9.0	9.0
Volume Resistivity	Ohm - cm	1.6 x 10 ¹³	1.6 x 10 ¹³	1.6 x 10 ¹³	1.6 x 10 ¹³

Measurement technique according to: ¹ASTM D 5470. All data without warranty and subject to change. Please contact us for further data and information.

Thicknesses: 0.5 mm / 1.0 mm / 1.5 mm / 2.0 mm / 2.5 mm / 3.0 mm / 3.5 mm / 4.0 mm / 4.5 mm / 5.0 mm

mm vs. N/cm² (PSI) / Rth vs. N/cm² (PSI)



All technical data and information are without warranty and believed to be reliable and accurate corresponding to the latest state of the art. Since the products are not provided to conform with mutually agreed specifications and their use and processing are unknown we cannot guarantee results, freedom from patent infringement, or their suitability for any application. Product testing by the applicant is recommended. We reserve the right of changes.